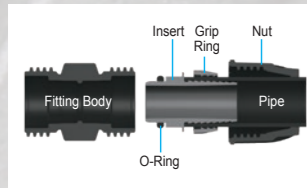


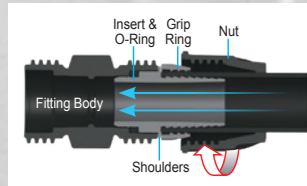
## Easy to Install




1. Cut the pipe with pipe cutters, knife or saw. Ensure the ends of the pipe are cut square. Clean burrs from pipe ends and keep the pipe ends clean and as free of scratches and imperfections as possible.



2. Unscrew the Nut and remove the Grip Ring and Insert/O-Ring from the fitting. Place the Nut and Grip Ring onto the pipe and tap the Insert fully into the pipe.



3. Push the Insert/O-Ring into the Fitting Body until the Shoulders bottom out. Slide the Grip Ring towards the fitting ensuring it is in contact with the Insert and firmly hand tighten the Nut.



4. Use a pair of Poly Grips for at least another half turn past hand tight for final tightening.

Hydraulic seal is created by fully seating the Insert/O-Ring in the fitting and sealing the pipe against the Insert bars when the Nut is fully tightened. This also achieves the pull-out resistance of the pipe.

## Frequently Asked Questions

- Q What should I use when driving the insert into the pipe?**  
**A** A soft mallet or even a soft piece of timber. Ensure the insert is driven all the way in to ensure it is fully seated.
- Q How long can I expect Hansen Easy Fit Rural Compression Fittings to last?**  
**A** The Hansen Easy Fit Rural Compression Fittings are manufactured to last 50 plus years and are also covered by the Hansen Lifetime Warranty.
- Q Can I use the Hansen Easy Fit Rural Compression Fittings above ground?**  
**A** Yes the Hansen Easy Fit Rural Compression Fittings are manufactured from high quality virgin polypropylene and are UV stabilised.
- Q Can I use the Hansen Easy Fit Rural Compression Fittings for my domestic supply?**  
**A** The Hansen Easy Fit Rural Compression Fittings are approved for potable water.
- Q Can I use the Hansen Easy Fit Rural Compression Fittings under driveways, paths and foundations?**  
**A** Hansen does not recommend the use of any Easy Fit Fittings under any driveways, paths, or foundations.
- Q Is it possible to undo the fitting and reuse?**  
**A** Yes the Hansen Easy Fit Rural Compression Fittings are designed to be easily disassembled and reused. Simply undo the nut, slide both the nut and grip ring along the pipe out of the way and pull the pipe and insert from the fitting body.
- Q Must I use a wrench or pipe grips to finally tighten the nut?**  
**A** Yes it's essential you use a wrench or poly grips to ensure you get maximum grip on the pipe.
- Q Why is it beneficial that the Hansen Easy Fit Rural and Easy Fit Compression fittings are interchangeable?**  
**A** It means you can change the pipe line from Rural to Metric or vice versa using only a single fitting at any point in the line by swapping out their basic components.



**HANSEN PRODUCTS (NZ) LIMITED**  
 PO Box 809 • Whangarei • New Zealand  
 P: +64 9 430 4140 F: +64 9 430 4141  
 E: info@hansenproducts.com  
 W: www.hansenproducts.com


**HANSEN**  
 Best Installed Value

Available From:

# The Reliable Rural Pipe Connection

### PRESSURE RATING

Pressure rated to suit Rural Class B Polyethylene Pipe



### EASY GRIP NUTS

Make fast work for tightening fitting onto pipe



### HIGH QUALITY THREADS

for dependable connections



### MADE FROM HIGH QUALITY DURABLE MATERIALS

Manufactured using Best Quality Materials to withstand the harshest weather conditions



### POTABLE WATER APPROVED

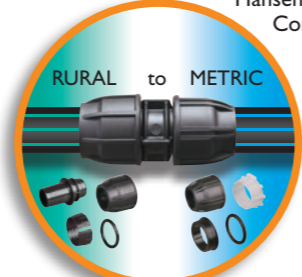
Materials approved for use with Potable (drinkable) Water

AS/NZS 4020




### INTERCHANGEABILITY

Hansen Easy Fit Rural & Compression fitting components are interchangeable, allowing you to change the pipe type at a single fitting



### EASY PIPE INSERTION

The tapered design of the insert makes it very easy to get it started into the pipe when installing



### RELIABLE INSERT/O-RING & POSITIVE GRIP RING

Proven combination for a reliable water tight seal



### LARGE RANGE

of over 80 fittings in sizes 3/4" to 2" provides more options & versatility in new and existing installations, saving time and money

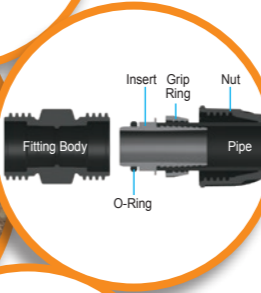


### EASY TO INSTALL

Reliable leak proof seals are the hallmark of any Hansen fitting and that's no exception when it comes to the Easy Fit Rural Compression range. The simple steps make installation a breeze



1. Cut the pipe with pipe cutters, knife or saw. Ensure the ends of the pipe are cut square. Clean burrs from pipe ends and keep the pipe ends clean and as free of scratches and imperfections as possible.



2. Unscrew the Nut and remove the Grip Ring and Insert/O-Ring from the fitting. Place the Nut and Grip Ring onto the pipe and tap the Insert fully into the pipe.



3. Push the Insert/O-Ring into the Fitting Body until the Shoulders bottom out. Slide the Grip Ring towards the fitting ensuring it is in contact with the Insert and firmly hand tighten the Nut.

4. Use a pair of Poly Grips for at least another half turn past hand tight for final tightening.

Hydraulic seal is created by fully seating the Insert/O-Ring in the fitting and sealing the pipe against the Insert bars when the Nut is fully tightened. This also achieves the pull-out resistance of the pipe.

**HANSEN**

Easy Fit Rural Compression Fittings



HD8322 2211

## Best Installed Value

In the late 1970's Bert Hansen developed a range of easy to use "cold fit pipe fittings" that revolutionised the way farmers joined Polyethylene pipe. Adding to the *Easy Fit* Medium Density Compression range of pipe fittings, Hansen introduces the new *Easy Fit* Rural Compression Fittings range.

The *Easy Fit* Rural Compression fitting range has been designed specifically for joining Australian Rural Class B Polyethylene pipe together. Building on 50 years experience in the manufacturing of pipe fittings and valves, the sleek, precision, compact design uses only the very best materials to withstand the harshest weather conditions.

Hansen Products knows the importance that pipe fittings play in the performance and control of fluid delivery, flow and pressure within a pipe system. This has seen Hansen Products build a reputation for providing high performance, easy to use, innovative, simple products that provide our customers with "Best Installed Value". All Hansen products carry our Lifetime Warranty.

\*For more information on our warranty please visit [www.hansenproducts.com/legal.htm](http://www.hansenproducts.com/legal.htm)

## Features & Benefits

- Based on Hansen's successful Medium Density Compression fitting range
- Manufactured using best quality materials to withstand the harshest weather conditions
- O-Ring is pre-lubricated for easy assembly and reliable leak free connections
- UV stabilised high quality virgin polypropylene giving weather, termite, fungi and bacterial resistance
- Pressure rated to suit Rural Class B Polyethylene Pipe
- Sleek, compact design for easy installation
- Easy grip nuts for rapid winding onto pipe
- Dependable high quality threaded components
- No pipe chamfering required
- Ability to convert Rural to MD and vice versa.
- Inserts are self aligning. Tightening of the nut will draw the insert into the body of the fitting, creating a perfect seal.

### Rural Joiners

#### Joiner



**Code: HRJ**  
**Sizes:**  
 3/4"  
 1"  
 1-1/4"  
 1-1/2"  
 2"

#### Reducing Joiner



**Code: HRRJ**  
**Sizes:**  
 1" x 3/4"  
 1-1/4" x 1"  
 1-1/2" x 1-1/4"  
 2" x 1-1/2"

### Rural End Connectors

#### Male End Connector



**Code: HRMEC**  
**Sizes:**  
 3/4" x 1/2"  
 3/4" x 3/4"  
 1" x 3/4"  
 1" x 1"  
 1-1/4" x 3/4"  
 1-1/4" x 1"  
 1-1/4" x 1-1/4"  
 1-1/2" x 1"

#### Female End Connector



**Code: HRFEC**  
**Sizes:**  
 3/4" x 1/2"  
 3/4" x 3/4"  
 1" x 3/4"  
 1" x 1"  
 1-1/4" x 3/4"  
 1-1/4" x 1"  
 1-1/4" x 1-1/4"  
 1-1/2" x 1-1/4"

#### End Cap



**Code: HREC**  
**Sizes:**  
 3/4"  
 1"  
 1-1/4"  
 1-1/2"  
 2"

### Rural Tee Fittings

#### Tee



**Code: HRT**  
**Sizes:**  
 3/4"  
 1"  
 1-1/4"  
 1-1/2"  
 2"

#### Reducing Tee



**Code: HRRT**  
**Sizes:**  
 1" x 1" x 3/4"  
 1-1/4" x 1-1/4" x 3/4"  
 1-1/4" x 1-1/4" x 1"  
 1-1/2" x 1-1/2" x 1-1/4"  
 2" x 2" x 1-1/4"  
 2" x 2" x 1-1/2"

#### Male Tee



**Code: HRMT**  
**Sizes:**  
 1" x 1" x 1/2"  
 1" x 1" x 3/4"

#### Female Tee



**Code: HRFT**  
**Sizes:**  
 3/4" x 3/4" x 1/2"  
 3/4" x 3/4" x 3/4"  
 1" x 1" x 1/2"  
 1" x 1" x 3/4"  
 1" x 1" x 1"  
 1-1/4" x 1-1/4" x 3/4"  
 1-1/4" x 1-1/4" x 1"  
 1-1/4" x 1-1/4" x 1-1/4"  
 1-1/2" x 1-1/2" x 1-1/4"  
 1-1/2" x 1-1/2" x 1-1/2"  
 2" x 2" x 1-1/2"  
 2" x 2" x 2"

### Nut Assembly Kits

#### Rural Nut Assembly



**Code: HRKIT**  
**Sizes:**  
 3/4"  
 1"  
 1-1/4"  
 1-1/2"  
 2"

#### Metric Nut Assembly



**Code: HMKIT**  
**Sizes:**  
 20mm  
 25mm  
 32mm  
 40mm  
 50mm

#### CONVERSIONS

9bar - 900 kPa - 131psi  
 20° Celsius - 68° Fahrenheit

3/4" - 20mm  
 1" - 25mm  
 1-1/4" - 32mm  
 1-1/2" - 40mm  
 2" - 50mm

Hansen Rural Compression Fittings are designed for Rural Class B Polyethylene Pipe.  
 Fitting sizes 3/4" to 2" are pressure rated to 9bar at 20° Celsius.

### Rural Nut Assembly

#### Rural Nut



**Code: HRN**  
**Sizes:**  
 3/4" | 1-1/2"  
 1" | 2"  
 1-1/4"

#### Rural Grip Ring



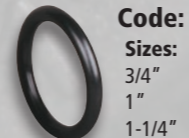
**Code: HRGR**  
**Sizes:**  
 3/4" | 1-1/2"  
 1" | 2"  
 1-1/4"

#### Rural Insert



**Code: HRI**  
**Sizes:**  
 3/4" | 1-1/2"  
 1" | 2"  
 1-1/4"

#### Rural O-Ring



**Code: HMDORING**  
**Sizes:**  
 3/4" | 1-1/2"  
 1" | 2"  
 1-1/4"

### Metric Nut Assembly

#### Metric Nut



**Code: HMND**  
**Sizes:**  
 20mm | 40mm  
 25mm | 50mm  
 32mm

#### Metric Grip Ring



**Code: HMDGR**  
**Sizes:**  
 20mm | 40mm  
 25mm | 50mm  
 32mm

#### Metric Thrust Ring



**Code: HMDTR**  
**Sizes:**  
 20mm | 40mm  
 25mm | 50mm  
 32mm

#### Metric O-Ring



**Code: HMDORING**  
**Sizes:**  
 20mm | 40mm  
 25mm | 50mm  
 32mm

### Rural Elbows

#### Elbow



**Code: HRE**  
**Sizes:**  
 3/4"  
 1"  
 1-1/4"  
 1-1/2"  
 2"

#### Male Elbow



**Code: HRME**  
**Sizes:**  
 3/4" x 1/2"  
 3/4" x 3/4"  
 1" x 3/4"  
 1" x 1"  
 1-1/4" x 1"  
 1-1/4" x 1-1/4"  
 1-1/2" x 1-1/2"  
 1-1/2" x 1-1/2" x 1-1/2"  
 2" x 2" x 1-1/2"  
 2" x 2" x 2"

#### Female Elbow



**Code: HRFE**  
**Sizes:**  
 3/4" x 1/2"  
 3/4" x 3/4"  
 1" x 1/2"  
 1" x 3/4"  
 1" x 1"  
 1-1/4" x 1"  
 1-1/4" x 1-1/4"  
 1-1/2" x 1-1/4"  
 1-1/2" x 1-1/2"  
 2" x 1-1/2"  
 2" x 2"

## Fully Compatible

Hansen Rural Compression Fittings are fully compatible with all other Hansen fitting & valve ranges.



## Standards & Approvals

**AS/NZS 4020** Materials used in *Easy Fit* Rural Compression Fittings meet the requirements of AS/NZS 4020 Australia & New Zealand drinking water test standard.

**AS/NZS 2698.2** *Easy Fit* Rural Compression Fittings are suitable for use on Rural Class B Polyethylene Pipe manufactured to AS/NZS 2698.2.