

PGJ

Radius: **4.0 to 10.7 m**
Flow: **0.08 to 1.0 m³/hr; 1.4 to 16.7 l/min**

The highly durable PGJ offers all the benefits of a large rotor in a compact, spray-sized package, with water-efficient nozzles and easy arc adjustment.

KEY BENEFITS

- Headed and slotted setscrew allows radius adjustment with a Hunter Wrench or flat-blade screwdriver
- Adjustable arc from 40° to 360° to keep water in the appropriate areas
- Standard factory-installed 2.0 nozzle speeds installation
- QuickCheck™ Arc Mechanism for fast arc adjustment

OPERATING SPECIFICATIONS

- Nozzle choices: 8
- Radius: 4.0 to 10.7 m
- Flow: 0.08 to 1.0 m³/hr; 1.4 to 16.7 l/min
- Recommended pressure range: 1.7 to 3.8 bar; 170 to 380 kPa
- Operating pressure range: 1.4 to 7.0 bar; 140 to 700 kPa
- Precipitation rate: 15 mm/hr approximately
- Nozzle trajectory: 15° approximately
- Warranty period: 2 years

FACTORY-INSTALLED OPTIONS

- Drain Check Valve (up to 2.1 m of elevation) excluding PGJ-00
- Reclaimed water ID

USER-INSTALLED OPTIONS

- Drain Check Valve (up to 2.1 m of elevation) excluding PGJ-00 (P/N 462078SP)
- HC-50F-50M Check Valve (up to 9.7 m of elevation)



PGJ Reclaimed

Available as a factory-installed option on all models

PGJ - SPECIFICATION BUILDER: ORDER 1 + 2 + 3

1 Model	2 Standard Features	3 Feature Options
PGJ-00 = Shrub	Adjustable arc, 8 standard nozzles	(blank) = No option
PGJ-04 = 10 cm pop-up		V = Drain Check Valve
PGJ-06 = 15 cm pop-up		R = Drain Check Valve and reclaimed water ID
PGJ-12 = 30 cm pop-up		<i>(pop-up models only)</i>

Examples:

- PGJ-04 = 10 cm pop-up, adjustable arc
- PGJ-06 -V = 15 cm pop-up, adjustable arc, with Drain Check Valve
- PGJ-12 -R = 30 cm pop-up, adjustable arc, with Drain Check Valve and reclaimed water ID



PGJ-00

Overall height: 18 cm
Exposed diameter: 3 cm
Inlet size: ½"



PGJ-04

Overall height: 18 cm
Pop-up height: 10 cm
Exposed diameter: 3 cm
Inlet size: ½"



PGJ-06

Overall height: 23 cm
Pop-up height: 15 cm
Exposed diameter: 3 cm
Inlet size: ½"



PGJ-12


Overall height: 41 cm
Pop-up height: 30 cm
Exposed diameter: 3 cm
Inlet size: ½"

PGJ PERFORMANCE DATA							
Nozzle	Pressure		Radius m	Flow		Precip mm/hr	
	bar	kPa		m ³ /hr	l/min	■	▲
.50	1.7	170	4.3	0.08	1.4	9	11
	2.0	200	4.3	0.09	1.6	10	12
	2.5	250	4.6	0.11	1.8	10	12
	3.0	300	4.6	0.12	2.0	12	13
	3.5	350	4.9	0.13	2.2	11	13
0.75	3.8	380	4.9	0.14	2.3	12	14
	1.7	170	4.3	0.13	2.2	14	17
	2.0	200	4.6	0.14	2.4	14	16
	2.5	250	4.9	0.16	2.7	13	15
	3.0	300	5.2	0.18	3.0	13	15
1.0	3.5	350	5.2	0.19	3.2	14	17
	3.8	380	5.5	0.20	3.4	13	15
	1.7	170	5.2	0.18	3.0	13	15
	2.0	200	5.5	0.19	3.2	13	15
	2.5	250	5.5	0.21	3.5	14	16
1.5	3.0	300	5.8	0.23	3.8	14	16
	3.5	350	5.8	0.24	4.1	15	17
	3.8	380	6.1	0.25	4.2	14	16
	1.7	170	6.1	0.27	4.5	15	17
	2.0	200	6.4	0.29	4.8	14	16
2.0	2.5	250	6.4	0.32	5.4	16	18
	3.0	300	6.7	0.36	6.0	16	18
	3.5	350	6.7	0.39	6.4	17	20
	3.8	380	7.0	0.40	6.7	16	19
	1.7	170	7.0	0.34	5.6	14	16
2.5	2.0	200	7.3	0.37	6.2	14	16
	2.5	250	7.3	0.42	7.1	16	18
	3.0	300	7.6	0.48	8.0	17	19
	3.5	350	7.6	0.53	8.8	18	21
	3.8	380	7.9	0.56	9.3	18	20
3.0	1.7	170	7.9	0.46	7.6	15	17
	2.0	200	8.2	0.49	8.1	14	17
	2.5	250	8.2	0.54	9.0	16	18
	3.0	300	8.5	0.59	9.8	16	19
	3.5	350	8.5	0.63	10.5	17	20
4.0	3.8	380	8.8	0.65	10.9	17	19
	1.7	170	8.8	0.51	8.5	13	15
	2.0	200	9.1	0.56	9.3	13	15
	2.5	250	9.1	0.64	10.6	15	18
	3.0	300	9.4	0.72	12.0	16	19
4.0	3.5	350	9.4	0.78	13.1	18	20
	3.8	380	9.8	0.82	13.7	17	20
	1.7	170	9.8	0.80	13.3	17	19
	2.0	200	10.1	0.83	13.8	16	19
	2.5	250	10.1	0.89	14.8	18	20
3.0	300	10.4	0.94	15.7	17	20	
3.5	350	10.4	0.98	16.3	18	21	
3.8	380	10.7	1.00	16.7	18	20	

Note:

All precipitation rates are calculated for 180° operation. For the precipitation rate of a 360° sprinkler, divide by 2.

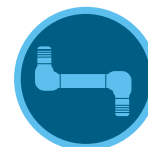
PGJ NOZZLES




PGJ



Compatible with:



SJ Swing Joints
Page 72



Hunter FlexSG
Page 72